

Trade monitoring through customs surveillance data

The TAXUD surveillance system ("customs surveillance") records and centralizes all trade data (import and exports) directly from the national customs authorities on a daily basis. For each transaction, the stored data contain the information available on the Single Administrative Document (SAD), including the volume and origin of the consignment.

As surveillance system does not include intra-trade data, the UK data as EU partner can't be displayed before 1/1/2021. The data as of 1/1/2021 is therefore not comparable with the data until 31/12/2020.

According to Art.55(2) of Commission Implementing Regulation (EU) 2015/2447, the customs authorities shall provide the Commission at least once a week with data on customs declarations for the goods that have been made subject to surveillance at release for free circulation or at export.

The "customs surveillance" data provide actual and prompt information about the trade (import/export) transaction in terms of volume and origin or destination. The European Commission aims to improve data quality and provide as recent and accurate information as possible. However, Surveillance data are created on the basis of declarations that may be modified, corrected or deleted. Additionally, the legal basis (Regulation (EU) 2015/2447) allows that on specific occasions declaration data may be forwarded with a delay. Therefore, it cannot be guaranteed that information provided is free of errors or that it will not be amended. The European Commission accepts no responsibility with regard to such problems incurred as a result of using these data.

* The United Kingdom is no longer a Member State of the European Union, however until the end of the transition period it was still a part of the EU Customs Union. Due to the absence of intra-trade data in the surveillance system, the totals of the EU trade data therefore also include the UK data until 31/12/2020. The data as of 1/1/2021 is therefore not comparable with the data until 31/12/2020.

Note: Since 6th November 2016 the export and import licenses are no longer required for the major part of the trade in cereals in application of Regulations (EU) 2016/1237 and 2016/1239 of 18 May 2016.

Publication of data

This report is published on a weekly basis. In case of a technical issue or another constraint causing delay of the publication, please note that the next upload will be done in the coming days at 12h or 16h.

The data are expressed in quantity of the product itself, unless otherwise stated
Below the specifications of the products included in the report

Product	CN code	Conversion factor grain equivalent
Common wheat	1001 99 00	
Common wheat flour (grain equiv.)	1101 00 15	1.37
Durum wheat	1001 19 00	
Durum wheat meal (grain equiv.)	1103 11 10	1.5
Barley	1003 90 00	
Malt (Barley equiv.)	1107 10 91, 1107 10 99	1.27
Maize	1005 90 00	
Rye	1002 90 00	
Oats	1004 90 00	
Sorghum	1007 90 00	
Residues of starch manufacture	2303 10 19	
Maize gluten feed	2309 90 20	
Brewing and distilling dregs and waste	2303 30 00	
Citrus pulp residues	2308 00 40 TARIC_ex 10	

- XI refers to Northern Ireland
- data on malt expressed in barley equivalent are included;
- data on wheat flour and durum wheat meal are expressed only in grain equivalent
- the weekly reference period is from Monday to Sunday

Exports and imports

Situation at 02/08/2022

Cumul of weeks 1 to 5

<i>Customs Surveillance</i> (tonnes)	EU*		EU*		EU*	
	01/07/2022 - 31/07/2022		01/07/2021 - 01/08/2021		01/07/2020 - 02/08/2020	
	Export	Import	Export	Import	Export	Import
Common wheat	1,770,467	210,050	1,574,967	173,602	1,476,162	159,746
Common wheat flour (grain equivalent)	40,375	16,131	47,501	21,901	37,685	2,273
Durum wheat	21,212	2,773	13,187	230,861	15,291	290,923
Durum wheat meal (grain equivalent)	12,544	536	20,156	224	23,477	223
Total Wheat	1,844,598	229,490	1,655,811	426,588	1,552,616	453,164
Barley	585,013	142,453	1,468,128	32,972	1,130,666	13,520
Malt (grain equivalent)	164,421	1,968	246,526	5,041	186,630	285
Maize	128,903	1,621,985	117,486	1,225,199	56,341	1,042,931
Rye	119	1,754	2,327	21,881	6,813	2
Oats	3,072	19,861	25,098	788	10,893	176
Sorghum	189	5,892	587	1,126	100	5,627
Total Coarse grains	881,717	1,793,913	1,860,151	1,287,007	1,391,443	1,062,541
General Total	2,726,314	2,023,403	3,515,962	1,713,595	2,944,058	1,515,705

* The United Kingdom is no longer a Member State of the European Union, however until the end of the transition period it was still a part of the EU Customs Union. Due to the absence of intra-trade data in the surveillance system, the totals of the EU trade data therefore also include the UK data until 31/12/2020. The data as of 1/1/2021 is therefore not comparable with the data until 31/12/2020.

Week 1 to 5 from 01/07/2022 to 31/07/2022

Summary

Import (tonnes)	Common wheat	Common wheat flour (grain equivalent)	Durum wheat	Durum wheat meal (grain equivalent)	Barley	Malt (grain equivalent)	Maize	Rye	Oats	Sorghum
BE		104	480	2	6,540	72	5,779		4,631	134
BG	118	4			3,256		2,219			154
CZ						31	27			
DK		3			600	43	440			
DE	4,337	312	51	6	8,319	136	24,100		3,318	22
EE						171	337			
IE	6,198	11,587	1	4	5,383	168	93,338			
EL	20,501		51		3,164	403	5,834			132
ES	31,799	69	8	360	23,081	201	363,617		8,853	4,899
FR		973	13	107		337	840		2	
HR	2,386	286				11	11,077			
IT	36,981						70,448			
CY	2,959	1			2,220		5,093			
LV						1	5,528			
LT	7,638	29	73		5,889		10,710			
LU										
HU	6,628	5					98,383	1,622		
MT		5					5			
NL	8,334	412		15	28,440	76	215,566	132	3,000	45
AT		4					15,109			
PL	14,588	300	1,569	36	6,980	6	250,219			505
PT	4,517	3			24,991		245,406			
RO	30,088	1,051	527		17,666		100,000			
SI	25,130				240	49	39,151			
SK	3,107	301			1,288		38,504			
FI										
SE		94		6		131	43		1	
XI	4,741	588			4,396	131	20,213		57	
EU*	210,050	16,131	2,773	536	142,453	1,968	1,621,985	1,754	19,861	5,892

* The United Kingdom is no longer a Member State of the European Union, however until the end of the transition period it was still a part of the EU Customs Union. Due to the absence of intra-trade data in the surveillance system, the totals of the EU trade data therefore also include the UK data until 31/12/2020. The data as of 1/1/2021 is therefore not comparable with the data until 31/12/2020.

Top 5 import origins* - (update of 01 Aug 2022)

Common wheat				
Origin	MY 2022/23		MY 2021/22	
	tonnes	share	tonnes	share
United Kingdom	55,497	26.4%	2,354	1.4%
Ukraine	44,723	21.3%	51,356	29.6%
Kazakhstan	35,063	16.7%	15,296	8.8%
Serbia	27,554	13.1%	42,467	24.5%
Moldova	17,136	8.2%	5,705	3.3%

Common wheat flour (grain equivalent)				
Origin	MY 2022/23		MY 2021/22	
	tonnes	share	tonnes	share
United Kingdom	12,460	77.2%	19,505	89.1%
Moldova	855	5.3%	121	0.6%
Ukraine	808	5.0%	-----	-----
Mauritius	652	4.0%	647	3.0%
India	651	4.0%	479	2.2%

Durum wheat				
Origin	MY 2022/23		MY 2021/22	
	tonnes	share	tonnes	share
Kazakhstan	1,392	50.2%	9,132	4.0%
Canada	468	16.9%	145,780	63.1%
Moldova	455	16.4%	-----	-----
Ukraine	366	13.2%	-----	-----

Durum wheat meal (grain equivalent)				
Origin	MY 2022/23		MY 2021/22	
	tonnes	share	tonnes	share
Egypt	360	67.2%	-----	-----
United Kingdom	111	20.7%	38	17.1%
Turkey	40	7.5%	13	5.7%
India	15	2.9%	32	14.3%
Lebanon	6	1.1%	38	17.1%

Barley				
Origin	MY 2022/23		MY 2021/22	
	tonnes	share	tonnes	share
United Kingdom	107,630	75.6%	30,106	91.3%
Ukraine	25,386	17.8%	42	0.1%
Moldova	6,025	4.2%	1,675	5.1%

Malt (grain equivalent)				
Origin	MY 2022/23		MY 2021/22	
	tonnes	share	tonnes	share
United Kingdom	1,564	79.5%	1,971	39.1%
Serbia	403	20.5%	2,965	58.8%
Norway	1	0.0%	1	0.0%

Maize				
Origin	MY 2022/23		MY 2021/22	
	tonnes	share	tonnes	share
Ukraine	749,217	46.2%	399,991	32.6%
Brazil	688,031	42.4%	519,459	42.4%
Canada	63,714	3.9%	138,176	11.3%
Serbia	54,148	3.3%	81,344	6.6%
Moldova	30,684	1.9%	15,361	1.3%

Rye				
Origin	MY 2022/23		MY 2021/22	
	tonnes	share	tonnes	share
Ukraine	1,622	92.5%	7,539	34.5%
Moldova	132	7.5%	-----	-----

Oats				
Origin	MY 2022/23		MY 2021/22	
	tonnes	share	tonnes	share
United Kingdom	19,860	100.0%	787	99.8%
South Africa	0.5	0.0%	-----	-----

Sorghum				
Origin	MY 2022/23		MY 2021/22	
	tonnes	share	tonnes	share
Ukraine	5,548	94.2%	530	47.1%
Moldova	286	4.9%	-----	-----
India	45	0.8%	20	1.8%

* The United Kingdom is no longer a Member State of the European Union, however until the end of the transition period it was still a part of the EU Customs Union. Due to the absence of intra-trade data in the surveillance system, the totals of the EU trade data therefore also include the UK data until 31/12/2020. The data as of 1/1/2021 is therefore not comparable with the data until 31/12/2020.

Week 1 to 5 from 01/07/2022 to 31/07/2022

Summary

Export (tonnes)	Common wheat	Common wheat flour (grain equivalent)	Durum wheat	Durum wheat meal (grain equivalent)	Barley	Malt (grain equivalent)	Maize	Rye	Oats	Sorghum
BE		207	1	119	20	58,860	6		24	
BG	288,008	45			33,000	31				
CZ		6				955			50	
DK		169	1,750			12,961	2	1		
DE	69,559	1,626	1	118	136,511	22,586	4,820	1	537	
EE		32				114				
IE		36				417				
EL		788		214		44	180			
ES	1	276	14,950	1,838	1	1,049	6,962		71	
FR	453,621	5,294	4,149	4,524	116,826	30,070	28,439		619	166
HR	12,657	907	241		11,169	1,853	184		552	
IT	353	14,975	48	5,228	2		57			
CY										
LV	57,000	1,707			2	19				
LT	53,910	111		1		880				
LU										
HU	1,929	51		206		84	66	25		
MT										
NL	2	10,015		19	1	21,800	1,657		21	
AT	1,122	584	71	263	251	1,237	521	51	364	
PL	354,587	2,049		3		4,365	24,127			23
PT		421				2,008	20			
RO	474,902	383		11	287,231	1,364	61,847			
SI		582								
SK	1,335	32				207				
FI		43				1,269				
SE	1,480	37	1			2,248	17	40	833	
XI										
EU*	1,770,467	40,375	21,212	12,544	585,013	164,421	128,903	119	3,072	189

* The United Kingdom is no longer a Member State of the European Union, however until the end of the transition period it was still a part of the EU Customs Union. Due to the absence of intra-trade data in the surveillance system, the totals of the EU trade data therefore also include the UK data until 31/12/2020. The data as of 1/1/2021 is therefore not comparable with the data until 31/12/2020.

Top 5 export destinations* - (update of 01 Aug 2022)

Common wheat				
Destination	MY 2022/23		MY 2021/22	
	tonnes	share	tonnes	share
Morocco	430,697	24.3%	27,208	1.7%
Algeria	226,247	12.8%	88,344	5.6%
Pakistan	159,693	9.0%	53,913	3.4%
Jordan	142,308	8.0%	58,270	3.7%
Nigeria	123,323	7.0%	-----	-----

Common wheat flour (grain equivalent)				
Destination	MY 2022/23		MY 2021/22	
	tonnes	share	tonnes	share
United Kingdom	8,994	22.3%	7,839	16.5%
United States of America	3,964	9.8%	3,879	8.2%
Guinea-Bissau	3,730	9.2%	3,730	7.9%
French Polynesia	1,964	4.9%	-----	-----
Congo (Democratic Republi	1,851	4.6%	1,518	3.2%

Durum wheat				
Destination	MY 2022/23		MY 2021/22	
	tonnes	share	tonnes	share
Libya	10,000	47.1%	-----	-----
United Kingdom	9,024	42.5%	3,175	24.1%
Iceland	1,750	8.3%	955	7.2%
Bosnia and Herzegovina	241	1.1%	-----	-----

Durum wheat meal (grain equivalent)				
Destination	MY 2022/23		MY 2021/22	
	tonnes	share	tonnes	share
Ivory Coast	3,024	24.1%	8,283	41.1%
Saudi Arabia	2,479	19.8%	2,709	13.4%
United Kingdom	1,909	15.2%	1,907	9.5%
Mali	938	7.5%	2,080	10.3%
Senegal	900	7.2%	791	3.9%

Barley				
Destination	MY 2022/23		MY 2021/22	
	tonnes	share	tonnes	share
Saudi Arabia	294,819	50.4%	262,542	17.9%
Jordan	105,536	18.0%	166,132	11.3%
Iran (Islamic Republic of)	66,000	11.3%	-----	-----
China	43,982	7.5%	508,765	34.7%
Israel	33,000	5.6%	51,322	3.5%

Malt (grain equivalent)				
Destination	MY 2022/23		MY 2021/22	
	tonnes	share	tonnes	share
South Africa	13,017	7.9%	5,073	2.1%
Japan	12,377	7.5%	12,523	5.1%
Guatemala	11,430	7.0%	-----	-----
Turkey	11,224	6.8%	5,177	2.1%
Vietnam	10,124	6.2%	8,694	3.5%

Maize				
Destination	MY 2022/23		MY 2021/22	
	tonnes	share	tonnes	share
Libya	38,016	29.5%	-----	-----
United Kingdom	33,733	26.2%	23,234	19.8%
Switzerland	26,289	20.4%	21,452	18.3%
Turkey	13,788	10.7%	912	0.8%
Syrian Arab Republic	5,847	4.5%	5,440	4.6%

Rye				
Destination	MY 2022/23		MY 2021/22	
	tonnes	share	tonnes	share
Switzerland	52	43.4%	4	0.2%
Iceland	41	34.5%	-----	-----
Bosnia and Herzegovina	25	21.4%	26	1.1%

Oats				
Destination	MY 2022/23		MY 2021/22	
	tonnes	share	tonnes	share
Switzerland	1,494	48.6%	2,467	9.8%
Norway	833	27.1%	2,436	9.7%
Bosnia and Herzegovina	527	17.2%	392	1.6%
Morocco	134	4.4%	26	0.1%
Singapore	42	1.4%	-----	-----

Sorghum				
Destination	MY 2022/23		MY 2021/22	
	tonnes	share	tonnes	share
United Kingdom	189.2	99.9%	334	56.9%
Switzerland	0	0.1%	3	0.5%
Japan	0.0	0.0%	-----	-----

* The United Kingdom is no longer a Member State of the European Union, however until the end of the transition period it was still a part of the EU Customs Union. Due to the absence of intra-trade data in the surveillance system, the totals of the EU trade data therefore also include the UK data until 31/12/2020. The data as of 1/1/2021 is therefore not comparable with the data until 31/12/2020.

Week 1 to 5 from 01/07/2022 to 31/07/2022

Résumé / Summary

Import (tonnes)	Residues of starch manufacture CN 2303 10 19	Maize gluten feed CN 2309 90 20	Brewing and distilling dregs and waste CN 23033000	Citrus pulp residues CN 2308 00 40 TARIC_ext 10	Total
BE		36			36
BG			671		671
CZ			63	266	329
DK	25			2,497	2,521
DE			836	1,417	2,254
EE					
IE		28,384	51,905		80,289
EL		9			9
ES					
FR					
HR					
IT					
CY					
LV			210		210
LT					
LU					
HU			47		47
MT					
NL				146	146
AT					
PL			697		697
PT					
RO			136		136
SI					
SK					
FI					
SE					
XI		4			4
EU*	25	28,434	54,566	4,326	87,351

* The United Kingdom is no longer a Member State of the European Union, however until the end of the transition period it was still a part of the EU Customs Union. Due to the absence of intra-trade data in the surveillance system, the totals of the EU trade data therefore also include the UK data until 31/12/2020. The data as of 1/1/2021 is therefore not comparable with the data until 31/12/2020.

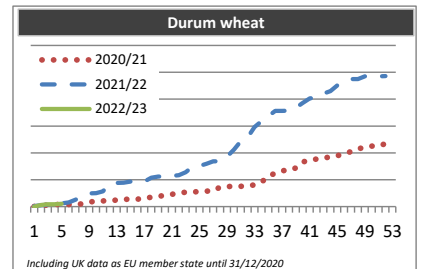
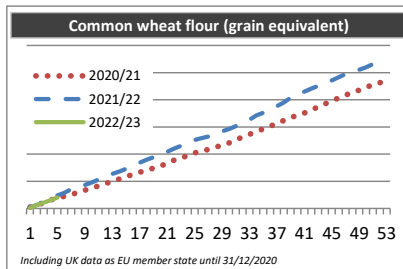
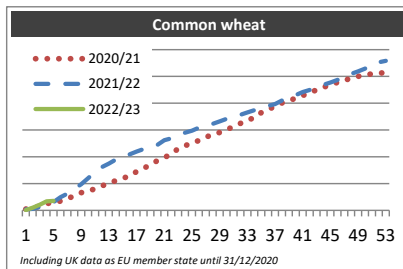
Week 1 to 5 from 01/07/2022 to 31/07/2022

(tonnes)

Common wheat			
week	2020/21	2021/22	2022/23
1	246,599	186,893	57,244
2	485,459	293,597	513,161
3	794,098	644,108	1,045,061
4	1,244,971	1,030,262	1,680,523
5	1,476,162	1,574,967	1,770,467
6	1,737,110	2,451,486	
7	2,220,555	3,142,380	
8	2,668,965	4,007,879	
9	3,281,372	4,882,028	
10	3,604,723	6,016,219	
11	3,999,858	7,144,838	
12	4,580,374	8,072,300	
13	5,085,591	8,747,889	
14	5,555,802	9,484,641	
15	6,016,442	10,020,864	
16	6,379,393	10,460,200	
17	7,233,325	10,956,907	
18	7,874,470	11,435,337	
19	8,474,698	11,917,104	
20	9,293,610	12,191,602	
21	9,879,064	13,089,350	
22	10,453,386	13,452,870	
23	11,536,206	14,002,693	
24	12,058,201	14,512,748	
25	12,689,363	14,879,830	
26	13,013,856	15,448,145	
27	13,633,116	15,788,717	
28	14,183,211	16,134,185	
29	14,557,165	16,627,852	
30	15,036,443	17,100,645	
31	15,655,358	17,425,578	
32	16,221,398	17,848,445	
33	16,866,377	18,254,408	
34	17,254,942	18,706,373	
35	18,241,972	19,098,445	
36	18,858,874	19,518,340	
37	19,368,901	19,841,860	
38	20,036,017	20,523,289	
39	20,476,366	20,891,647	
40	20,934,782	21,520,383	
41	21,423,073	22,080,027	
42	22,079,750	22,466,334	
43	22,414,119	22,811,923	
44	22,962,670	23,460,577	
45	23,465,926	23,867,602	
46	23,873,855	24,327,317	
47	24,227,914	24,857,484	
48	24,721,249	25,483,117	
49	25,005,174	25,934,910	
50	25,271,933	26,472,962	
51	25,481,577	27,254,161	
52	25,603,563	27,659,534	
53	25,708,428	27,912,609	

Common wheat flour (grain equivalent)			
week	2020/21	2021/22	2022/23
1	4,872	4,588	1,894
2	12,096	12,556	13,042
3	21,031	24,061	21,307
4	31,584	36,615	30,626
5	37,685	47,501	40,375
6	44,672	57,323	
7	52,129	70,676	
8	58,243	76,656	
9	67,312	86,301	
10	74,928	95,227	
11	83,203	106,114	
12	90,836	116,510	
13	101,460	127,100	
14	108,296	135,767	
15	116,681	145,975	
16	125,741	156,177	
17	133,634	168,046	
18	140,808	178,973	
19	148,538	188,266	
20	155,791	197,458	
21	166,635	208,098	
22	177,928	220,204	
23	185,555	230,022	
24	194,517	242,275	
25	204,125	252,285	
26	211,728	258,532	
27	217,104	264,456	
28	224,267	274,908	
29	233,538	283,520	
30	241,525	292,186	
31	252,557	302,918	
32	263,119	316,548	
33	272,691	326,759	
34	282,062	342,286	
35	292,813	352,346	
36	303,199	365,135	
37	312,164	376,599	
38	323,757	390,059	
39	335,234	407,243	
40	342,726	419,838	
41	351,954	430,259	
42	363,026	441,171	
43	373,698	450,793	
44	385,118	460,289	
45	394,907	471,553	
46	407,140	483,146	
47	417,155	494,209	
48	428,146	502,601	
49	434,868	510,386	
50	445,602	519,939	
51	456,092	531,328	
52	463,096	539,779	
53	470,623	547,510	

Durum wheat			
week	2020/21	2021/22	2022/23
1	1,327	3,677	24
2	1,753	4,006	12,041
3	14,516	10,012	17,015
4	14,883	13,187	17,088
5	15,291	13,187	21,212
6	15,673	24,365	
7	16,048	30,801	
8	21,301	51,318	
9	32,788	76,734	
10	42,218	99,082	
11	42,946	100,173	
12	43,032	113,506	
13	48,931	170,640	
14	54,892	175,805	
15	54,941	178,714	
16	55,143	185,778	
17	67,680	186,169	
18	68,120	186,737	
19	76,215	214,747	
20	83,031	222,996	
21	91,284	223,140	
22	101,323	228,788	
23	106,972	233,098	
24	110,034	256,396	
25	110,034	297,030	
26	114,647	302,863	
27	114,769	318,971	
28	145,567	336,297	
29	148,750	336,415	
30	150,958	372,484	
31	151,151	423,866	
32	155,721	487,889	
33	161,252	515,578	
34	180,964	592,706	
35	225,453	635,188	
36	248,771	674,543	
37	268,113	713,287	
38	269,068	713,392	
39	287,287	714,818	
40	332,762	736,644	
41	347,133	771,471	
42	354,084	806,413	
43	365,814	811,423	
44	365,874	840,807	
45	380,175	859,429	
46	391,301	901,834	
47	410,459	922,215	
48	431,130	949,543	
49	437,853	950,120	
50	450,741	970,357	
51	450,742	970,485	
52	469,710	970,490	
53	476,384	971,822	



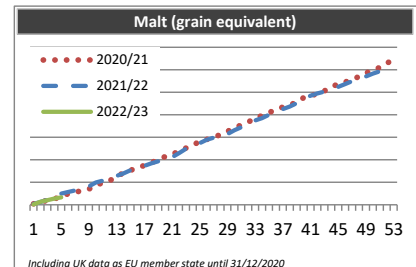
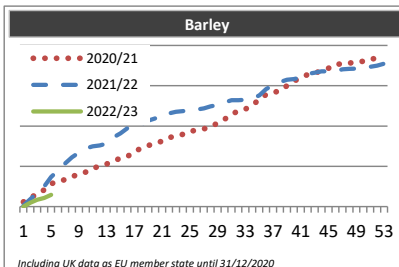
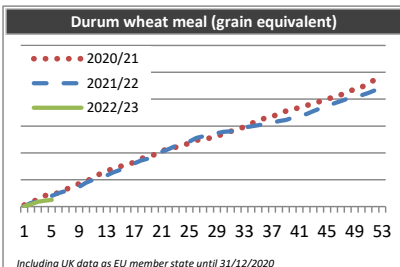
Week 1 to 5 from 01/07/2022 to 31/07/2022

(tonnes)

Durum wheat meal (grain equivalent)			
week	2020/21	2021/22	2022/23
1	2,938	461	781
2	7,082	7,063	4,296
3	14,007	9,905	9,032
4	20,504	15,620	11,067
5	23,477	20,156	12,544
6	25,648	25,004	
7	31,867	28,896	
8	37,029	33,299	
9	42,831	36,956	
10	47,380	44,658	
11	52,790	50,074	
12	60,848	54,121	
13	66,101	58,035	
14	71,054	64,159	
15	74,770	68,822	
16	79,372	74,344	
17	82,359	80,597	
18	89,403	86,072	
19	93,473	89,387	
20	96,907	95,857	
21	103,638	102,559	
22	107,822	107,223	
23	110,517	112,978	
24	113,480	119,140	
25	118,564	121,264	
26	123,554	127,847	
27	124,918	130,945	
28	127,811	134,136	
29	130,209	136,823	
30	136,109	139,181	
31	139,953	140,115	
32	143,929	143,788	
33	148,618	147,307	
34	154,817	149,613	
35	158,990	151,369	
36	164,925	153,866	
37	167,072	155,952	
38	173,200	159,144	
39	177,788	161,384	
40	180,599	165,368	
41	184,399	169,631	
42	188,187	172,116	
43	191,722	177,902	
44	195,957	182,736	
45	200,001	186,055	
46	204,174	192,306	
47	208,210	196,295	
48	212,073	201,192	
49	219,620	204,256	
50	222,346	207,491	
51	230,259	211,445	
52	236,313	216,694	
53	239,767	219,313	

Barley			
week	2020/21	2021/22	2022/23
1	233,928	52,116	52
2	470,728	378,443	195,687
3	586,712	674,740	339,049
4	831,663	1,003,064	427,129
5	1,130,666	1,468,128	585,013
6	1,268,298	1,799,563	
7	1,333,141	2,134,161	
8	1,491,038	2,450,148	
9	1,600,529	2,672,764	
10	1,714,095	2,895,551	
11	1,894,614	2,987,883	
12	2,005,566	3,041,178	
13	2,109,536	3,121,915	
14	2,254,085	3,439,651	
15	2,400,370	3,639,234	
16	2,480,031	3,892,552	
17	2,741,126	4,006,223	
18	2,889,268	4,095,407	
19	3,024,509	4,269,083	
20	3,155,273	4,380,527	
21	3,236,213	4,601,013	
22	3,430,877	4,627,991	
23	3,490,960	4,703,541	
24	3,588,482	4,739,226	
25	3,750,589	4,798,748	
26	3,779,901	4,822,175	
27	3,864,674	4,870,106	
28	3,955,768	4,982,262	
29	4,150,549	5,048,076	
30	4,332,732	5,168,698	
31	4,581,890	5,276,659	
32	4,750,974	5,277,820	
33	4,845,957	5,299,525	
34	5,037,466	5,367,845	
35	5,315,867	5,513,914	
36	5,567,480	5,832,039	
37	5,666,768	6,026,170	
38	5,743,185	6,178,074	
39	6,005,287	6,293,397	
40	6,223,987	6,331,482	
41	6,397,931	6,404,600	
42	6,557,194	6,587,913	
43	6,623,449	6,648,500	
44	6,747,328	6,715,259	
45	6,866,940	6,717,987	
46	7,070,210	6,726,171	
47	7,074,797	6,817,139	
48	7,115,845	6,843,436	
49	7,184,310	6,847,244	
50	7,207,873	6,875,848	
51	7,336,344	6,940,342	
52	7,343,749	6,997,230	
53	7,415,391	7,094,356	

Malt (grain equivalent)			
week	2020/21	2021/22	2022/23
1	21,010	18,911	8,021
2	58,894	60,527	64,316
3	94,296	111,493	101,921
4	126,975	159,288	138,745
5	186,630	246,526	164,421
6	242,529	283,488	
7	278,817	321,286	
8	313,786	364,547	
9	347,706	409,919	
10	440,694	494,753	
11	485,085	536,781	
12	538,121	584,521	
13	624,123	640,771	
14	711,834	696,346	
15	765,864	768,611	
16	813,060	807,153	
17	873,584	862,840	
18	940,710	918,826	
19	990,736	964,591	
20	1,072,406	1,006,648	
21	1,122,017	1,057,526	
22	1,187,767	1,146,966	
23	1,260,286	1,242,053	
24	1,330,651	1,313,054	
25	1,404,059	1,371,484	
26	1,450,596	1,446,317	
27	1,517,160	1,489,290	
28	1,551,139	1,526,492	
29	1,630,061	1,572,457	
30	1,707,309	1,655,202	
31	1,775,279	1,724,040	
32	1,841,285	1,825,354	
33	1,925,866	1,873,467	
34	1,980,691	1,926,028	
35	2,051,192	2,000,062	
36	2,107,404	2,061,473	
37	2,172,154	2,127,924	
38	2,216,506	2,181,375	
39	2,277,435	2,260,287	
40	2,380,749	2,357,852	
41	2,419,090	2,424,069	
42	2,471,740	2,474,257	
43	2,530,939	2,513,105	
44	2,623,893	2,566,965	
45	2,681,109	2,621,678	
46	2,726,388	2,683,852	
47	2,782,168	2,746,933	
48	2,849,645	2,782,232	
49	2,929,880	2,854,583	
50	2,986,763	2,916,737	
51	3,050,655	2,965,173	
52	3,145,864	3,033,139	
53	3,222,998	3,080,914	



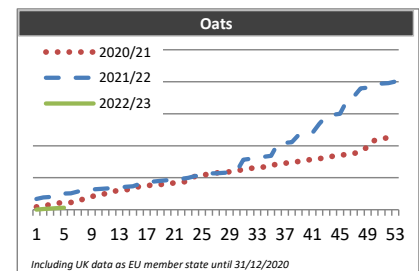
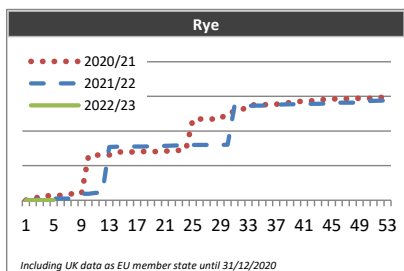
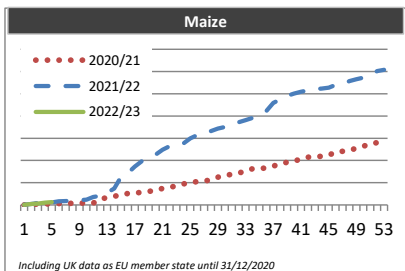
Week 1 to 5 from 01/07/2022 to 31/07/2022

(tonnes)

Maize			
week	2020/21	2021/22	2022/23
1	1,338	13,301	6,331
2	27,536	40,676	40,880
3	30,132	83,212	60,882
4	37,912	95,311	100,478
5	56,341	117,486	128,903
6	60,801	164,685	
7	68,203	177,146	
8	71,563	194,822	
9	78,596	215,535	
10	82,465	240,486	
11	86,507	359,486	
12	267,949	414,810	
13	327,659	557,232	
14	398,603	741,444	
15	417,643	1,259,380	
16	524,491	1,443,941	
17	544,578	1,731,275	
18	567,124	1,961,379	
19	618,197	2,116,416	
20	633,825	2,256,391	
21	748,697	2,480,610	
22	785,454	2,637,948	
23	859,704	2,728,346	
24	939,660	2,756,488	
25	1,027,907	2,991,955	
26	1,044,197	3,139,294	
27	1,085,492	3,284,953	
28	1,116,562	3,324,472	
29	1,252,223	3,438,755	
30	1,336,780	3,502,007	
31	1,368,460	3,623,579	
32	1,426,397	3,721,588	
33	1,553,269	3,813,896	
34	1,626,269	3,917,670	
35	1,645,253	4,073,763	
36	1,653,268	4,229,134	
37	1,747,122	4,592,967	
38	1,838,302	4,744,111	
39	1,917,103	4,905,538	
40	1,948,645	5,006,222	
41	2,082,834	5,094,103	
42	2,149,467	5,151,047	
43	2,163,180	5,213,961	
44	2,186,361	5,228,440	
45	2,224,204	5,270,405	
46	2,392,953	5,391,878	
47	2,407,790	5,428,765	
48	2,443,208	5,573,246	
49	2,554,326	5,653,533	
50	2,637,143	5,728,326	
51	2,746,290	5,833,334	
52	2,796,674	6,020,074	
53	2,833,181	6,076,183	

Rye			
week	2020/21	2021/22	2022/23
1	202	0	1
2	546	41	77
3	6,199	2,248	78
4	6,306	2,249	119
5	6,813	2,327	119
6	6,924	2,357	
7	9,063	2,443	
8	9,214	2,949	
9	9,286	9,195	
10	64,603	9,241	
11	65,212	10,498	
12	65,389	10,875	
13	65,440	77,097	
14	69,657	77,206	
15	69,657	77,488	
16	69,755	77,514	
17	69,806	77,588	
18	70,428	77,671	
19	70,497	77,956	
20	70,549	78,307	
21	70,952	78,542	
22	71,230	78,833	
23	72,191	79,098	
24	72,637	79,728	
25	117,104	79,981	
26	117,222	79,982	
27	117,222	79,982	
28	117,310	80,009	
29	117,407	80,034	
30	127,513	80,270	
31	127,613	135,916	
32	129,889	136,015	
33	137,620	136,196	
34	137,644	136,590	
35	137,907	136,810	
36	138,130	137,782	
37	138,528	137,910	
38	140,231	138,236	
39	140,859	138,661	
40	142,678	138,687	
41	142,915	139,056	
42	143,680	139,370	
43	144,013	139,435	
44	145,734	139,739	
45	146,197	140,683	
46	146,459	140,893	
47	146,513	140,920	
48	147,043	140,943	
49	147,102	140,969	
50	147,130	143,231	
51	147,340	143,678	
52	148,402	143,939	
53	148,432	144,174	

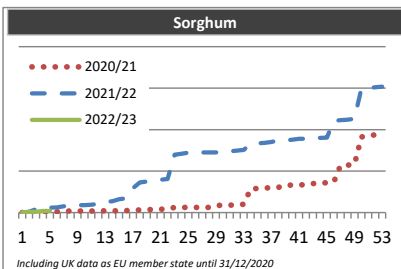
Oats			
week	2020/21	2021/22	2022/23
1	4,443	16,792	135
2	5,175	19,062	1,047
3	8,319	20,079	1,836
4	10,274	20,925	2,494
5	10,893	25,098	3,072
6	11,455	25,559	
7	12,539	28,484	
8	18,233	31,038	
9	20,115	31,660	
10	24,001	32,217	
11	24,964	32,949	
12	28,370	33,724	
13	30,245	34,482	
14	31,204	35,796	
15	31,907	36,439	
16	36,852	40,412	
17	37,537	41,371	
18	38,723	44,116	
19	39,482	44,961	
20	40,443	46,036	
21	42,058	47,364	
22	43,067	48,323	
23	44,332	49,643	
24	52,574	52,737	
25	54,624	53,757	
26	54,945	56,747	
27	57,508	56,924	
28	57,886	57,495	
29	59,431	58,364	
30	60,536	59,861	
31	63,298	78,213	
32	64,623	79,675	
33	65,784	81,210	
34	66,881	82,902	
35	69,754	84,191	
36	71,088	103,747	
37	72,543	104,622	
38	74,516	105,679	
39	75,449	116,962	
40	77,289	118,392	
41	78,590	120,199	
42	79,937	134,168	
43	81,059	146,313	
44	83,901	148,383	
45	85,230	149,805	
46	86,351	171,032	
47	87,690	176,873	
48	91,792	189,555	
49	98,166	190,626	
50	108,227	192,646	
51	110,780	197,060	
52	112,677	198,018	
53	117,583	200,314	



Week 1 to 5 from 01/07/2022 to 31/07/2022

(tonnes)

Sorghum			
week	2020/21	2021/22	2022/23
1	0	0	28
2	99	85	80
3	99	392	105
4	99	584	189
5	100	587	189
6	101	611	
7	177	743	
8	177	847	
9	177	902	
10	177	902	
11	177	960	
12	202	1,070	
13	204	1,292	
14	204	1,366	
15	204	1,610	
16	228	1,706	
17	258	2,961	
18	329	3,636	
19	331	3,736	
20	388	3,840	
21	388	3,948	
22	439	4,048	
23	613	6,985	
24	624	7,085	
25	624	7,214	
26	624	7,241	
27	624	7,241	
28	624	7,243	
29	851	7,243	
30	880	7,297	
31	903	7,395	
32	931	7,479	
33	1,014	7,546	
34	2,885	8,302	
35	2,886	8,349	
36	2,939	8,401	
37	2,997	8,507	
38	3,023	8,709	
39	3,314	8,710	
40	3,314	8,787	
41	3,340	8,893	
42	3,368	8,895	
43	3,500	8,895	
44	3,536	9,009	
45	3,597	9,038	
46	3,653	11,047	
47	5,678	11,144	
48	5,706	11,195	
49	5,811	11,306	
50	9,121	14,968	
51	9,306	14,968	
52	9,357	15,121	
53	9,405	15,172	



Including UK data as EU member state until 31/12/2020

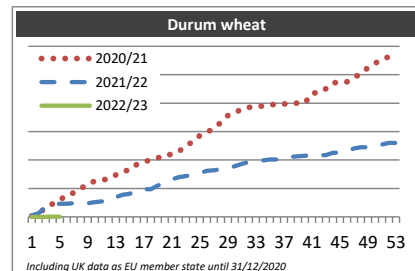
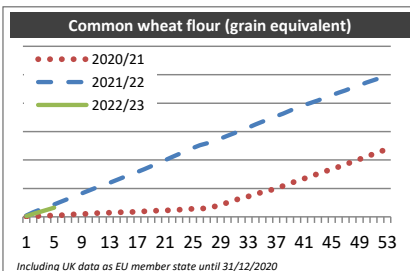
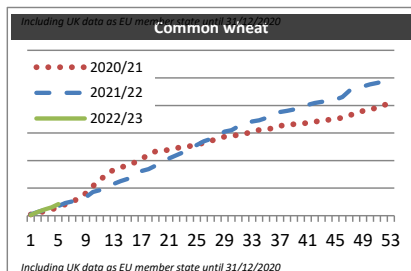
Week 1 to 5 from 01/07/2022 to 31/07/2022

(tonnes)

Common wheat			
week	2020/21	2021/22	2022/23
1	22,112	22,494	12,771
2	43,513	65,676	65,371
3	84,224	104,837	113,414
4	107,290	115,410	150,383
5	159,746	173,602	210,050
6	205,634	228,060	
7	245,472	258,866	
8	325,735	283,528	
9	409,745	336,766	
10	538,173	431,999	
11	640,539	465,837	
12	761,367	526,878	
13	832,705	575,803	
14	874,935	625,728	
15	917,575	667,386	
16	966,134	701,978	
17	1,031,585	811,505	
18	1,105,281	845,853	
19	1,165,939	907,792	
20	1,178,751	984,448	
21	1,194,679	1,040,439	
22	1,224,891	1,094,406	
23	1,249,196	1,147,546	
24	1,260,610	1,233,286	
25	1,296,196	1,281,242	
26	1,316,419	1,351,291	
27	1,358,922	1,390,838	
28	1,390,289	1,448,689	
29	1,435,260	1,524,865	
30	1,450,834	1,550,467	
31	1,462,993	1,622,661	
32	1,488,855	1,676,649	
33	1,527,683	1,710,096	
34	1,555,281	1,731,365	
35	1,570,983	1,772,123	
36	1,584,448	1,831,143	
37	1,629,405	1,881,825	
38	1,645,696	1,903,509	
39	1,658,329	1,927,181	
40	1,668,276	1,981,877	
41	1,686,574	2,008,616	
42	1,701,928	2,042,041	
43	1,732,085	2,063,221	
44	1,740,834	2,085,472	
45	1,756,186	2,105,389	
46	1,775,782	2,152,856	
47	1,822,050	2,264,811	
48	1,850,746	2,306,347	
49	1,900,265	2,344,680	
50	1,919,609	2,382,690	
51	1,966,360	2,409,379	
52	2,010,502	2,436,504	
53	2,021,365	2,481,365	

Common wheat flour (grain equivalent)			
week	2020/21	2021/22	2022/23
1	364	2,370	1,288
2	774	8,187	5,214
3	1,454	12,781	8,869
4	1,873	17,205	12,436
5	2,273	21,901	16,131
6	2,867	26,905	
7	3,822	31,573	
8	4,371	36,360	
9	4,854	41,185	
10	5,497	46,254	
11	6,298	51,211	
12	6,891	55,654	
13	7,198	60,065	
14	7,871	65,013	
15	8,118	69,511	
16	8,479	73,878	
17	9,062	78,864	
18	9,743	83,893	
19	10,330	89,085	
20	10,812	94,435	
21	11,211	99,694	
22	11,846	105,548	
23	12,557	110,647	
24	13,389	115,549	
25	14,009	121,229	
26	14,363	126,043	
27	15,143	129,084	
28	17,893	133,269	
29	21,169	137,782	
30	24,951	142,459	
31	29,073	147,352	
32	33,098	151,970	
33	36,172	157,230	
34	39,955	162,543	
35	43,143	167,268	
36	46,275	171,966	
37	50,550	177,024	
38	54,244	181,746	
39	58,466	186,852	
40	63,619	191,927	
41	67,411	196,427	
42	71,494	200,519	
43	75,778	204,776	
44	79,885	209,705	
45	84,070	213,891	
46	88,103	218,544	
47	92,239	222,706	
48	96,668	227,358	
49	101,154	231,548	
50	105,893	236,250	
51	110,714	240,205	
52	115,631	244,406	
53	117,878	247,403	

Durum wheat			
week	2020/21	2021/22	2022/23
1	15,910	24,903	128
2	70,589	62,555	269
3	148,727	178,630	1,666
4	228,769	204,018	2,359
5	290,923	230,861	2,773
6	389,351	232,090	
7	421,013	238,607	
8	497,085	238,671	
9	576,827	240,024	
10	628,124	260,359	
11	643,468	272,308	
12	674,436	344,729	
13	736,081	347,231	
14	802,094	389,623	
15	821,648	405,412	
16	924,355	479,059	
17	966,163	487,000	
18	1,003,356	487,153	
19	1,041,146	550,721	
20	1,050,712	595,765	
21	1,114,180	660,015	
22	1,146,252	697,315	
23	1,258,285	715,872	
24	1,318,719	737,813	
25	1,428,851	771,806	
26	1,483,610	811,006	
27	1,562,712	818,162	
28	1,657,037	840,228	
29	1,784,310	855,308	
30	1,828,752	891,269	
31	1,899,260	933,706	
32	1,927,163	965,069	
33	1,936,321	986,544	
34	1,948,506	992,855	
35	1,965,885	1,008,618	
36	1,986,558	1,009,045	
37	1,986,645	1,040,624	
38	1,988,702	1,053,337	
39	2,000,979	1,064,075	
40	2,001,370	1,074,967	
41	2,176,341	1,080,405	
42	2,185,891	1,082,179	
43	2,252,257	1,084,683	
44	2,357,032	1,128,395	
45	2,362,055	1,129,099	
46	2,376,516	1,151,118	
47	2,452,088	1,204,079	
48	2,515,962	1,223,490	
49	2,625,584	1,223,640	
50	2,701,779	1,250,462	
51	2,757,875	1,272,750	
52	2,820,687	1,299,802	
53	2,836,167	1,299,846	



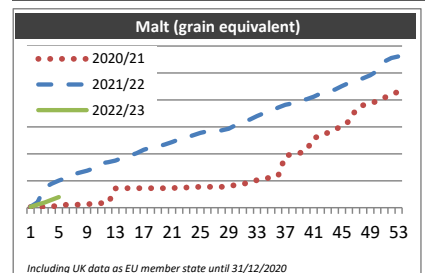
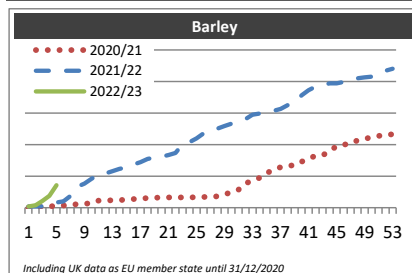
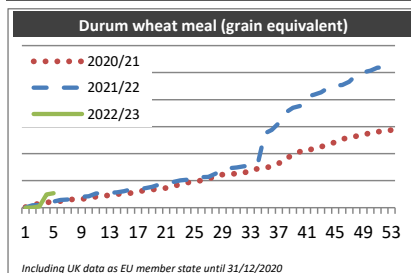
Week 1 to 5 from 01/07/2022 to 31/07/2022

(tonnes)

Durum wheat meal (grain equivalent)			
week	2020/21	2021/22	2022/23
1	21	8	0
2	108	89	3
3	150	103	50
4	194	148	493
5	223	224	536
6	247	286	
7	294	300	
8	312	349	
9	321	402	
10	353	424	
11	410	524	
12	432	531	
13	465	551	
14	502	567	
15	528	608	
16	542	683	
17	597	699	
18	647	719	
19	673	771	
20	698	857	
21	728	908	
22	813	953	
23	848	1,011	
24	930	1,034	
25	985	1,067	
26	1,007	1,127	
27	1,043	1,141	
28	1,198	1,255	
29	1,225	1,418	
30	1,247	1,460	
31	1,259	1,491	
32	1,273	1,531	
33	1,414	1,554	
34	1,435	1,614	
35	1,467	2,756	
36	1,539	2,876	
37	1,644	3,136	
38	1,829	3,530	
39	1,938	3,697	
40	2,077	3,766	
41	2,081	4,118	
42	2,223	4,183	
43	2,259	4,272	
44	2,337	4,444	
45	2,425	4,514	
46	2,548	4,540	
47	2,582	4,659	
48	2,649	4,916	
49	2,676	5,016	
50	2,790	5,069	
51	2,814	5,186	
52	2,839	5,189	
53	2,874	5,209	

Barley			
week	2020/21	2021/22	2022/23
1	15	7,590	7,558
2	1,736	8,127	16,128
3	6,899	8,833	42,558
4	6,902	16,769	76,018
5	13,520	32,972	142,453
6	13,722	40,018	
7	14,445	75,416	
8	24,701	133,324	
9	25,509	152,723	
10	26,468	183,162	
11	44,307	210,446	
12	45,208	216,596	
13	46,951	231,389	
14	47,223	246,896	
15	52,559	255,606	
16	54,429	274,633	
17	54,429	287,949	
18	61,714	309,212	
19	63,015	317,299	
20	64,307	323,989	
21	64,413	334,401	
22	64,592	347,446	
23	64,716	402,027	
24	65,502	415,270	
25	66,521	438,461	
26	68,056	471,768	
27	68,323	478,745	
28	72,261	501,924	
29	84,510	517,387	
30	99,450	532,573	
31	114,874	549,429	
32	154,277	561,292	
33	171,896	588,836	
34	189,587	596,178	
35	219,203	608,065	
36	241,503	614,799	
37	256,027	626,115	
38	266,916	649,892	
39	268,274	664,650	
40	291,610	712,714	
41	310,557	744,791	
42	329,453	767,557	
43	333,000	776,196	
44	357,458	788,168	
45	391,439	788,817	
46	400,091	796,493	
47	404,918	811,000	
48	426,724	819,810	
49	435,642	826,753	
50	446,470	830,156	
51	455,324	847,456	
52	459,469	868,634	
53	465,940	880,686	

Malt (grain equivalent)			
week	2020/21	2021/22	2022/23
1	134	170	161
2	135	993	562
3	139	3,762	984
4	271	4,462	1,496
5	285	5,041	1,968
6	551	5,492	
7	551	6,171	
8	574	6,528	
9	642	6,858	
10	777	7,329	
11	845	8,241	
12	872	8,432	
13	3,595	8,753	
14	3,596	9,269	
15	3,597	9,649	
16	3,597	10,101	
17	3,597	10,749	
18	3,618	11,133	
19	3,618	11,342	
20	3,622	11,752	
21	3,622	12,184	
22	3,757	12,677	
23	3,757	13,013	
24	3,825	13,447	
25	3,891	13,866	
26	3,893	14,185	
27	3,893	14,304	
28	3,893	14,330	
29	3,908	14,637	
30	4,249	15,341	
31	4,406	15,961	
32	4,718	16,344	
33	5,097	16,995	
34	5,396	17,545	
35	5,586	17,931	
36	5,933	18,573	
37	9,653	19,113	
38	9,898	19,371	
39	10,101	19,977	
40	10,682	20,140	
41	12,999	20,582	
42	13,229	21,175	
43	13,923	21,658	
44	14,617	21,921	
45	15,008	22,572	
46	16,058	23,166	
47	18,240	23,642	
48	18,996	24,001	
49	19,343	24,578	
50	19,799	25,362	
51	20,410	27,139	
52	21,041	27,788	
53	21,531	28,080	



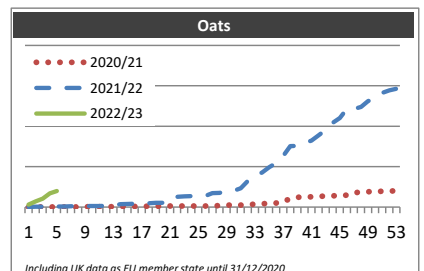
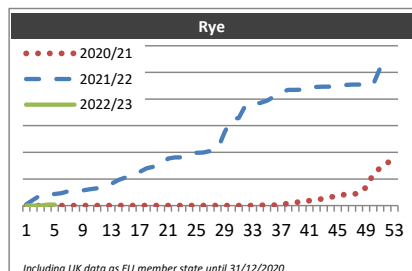
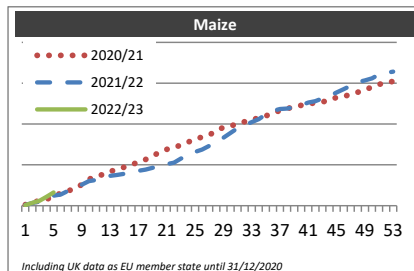
Week 1 to 5 from 01/07/2022 to 31/07/2022

(tonnes)

Maize			
week	2020/21	2021/22	2022/23
1	124,748	89,745	65,920
2	419,378	320,217	348,197
3	595,271	527,425	610,024
4	815,972	851,358	1,094,211
5	1,042,931	1,225,199	1,621,985
6	1,560,728	1,369,135	
7	1,821,390	1,780,744	
8	2,040,073	2,054,240	
9	2,599,754	2,597,994	
10	3,232,831	3,018,641	
11	3,612,176	3,150,156	
12	3,829,175	3,292,671	
13	4,219,341	3,667,603	
14	4,402,520	3,767,048	
15	4,727,179	3,922,270	
16	4,963,268	4,081,448	
17	5,400,173	4,264,591	
18	5,666,468	4,431,774	
19	6,072,793	4,640,772	
20	6,554,661	4,773,230	
21	6,901,144	5,088,559	
22	7,090,925	5,269,813	
23	7,428,158	5,773,180	
24	7,771,347	6,024,463	
25	8,180,488	6,583,325	
26	8,410,770	6,872,023	
27	8,655,548	7,335,985	
28	9,198,411	7,886,760	
29	9,583,852	8,309,745	
30	9,753,859	8,912,786	
31	10,025,021	9,491,473	
32	10,279,446	9,873,840	
33	10,464,201	10,221,730	
34	10,787,115	10,607,239	
35	10,998,605	11,177,328	
36	11,352,529	11,608,431	
37	11,630,639	11,834,955	
38	11,896,864	11,899,838	
39	12,104,498	12,075,179	
40	12,297,115	12,312,914	
41	12,449,551	12,626,589	
42	12,606,070	12,786,979	
43	12,680,903	13,145,757	
44	12,993,394	13,454,958	
45	13,253,330	13,885,838	
46	13,370,758	14,254,445	
47	13,639,480	14,692,613	
48	13,892,902	15,132,289	
49	14,160,064	15,343,707	
50	14,540,192	15,602,818	
51	14,871,679	16,066,886	
52	15,043,859	16,277,443	
53	15,223,937	16,417,087	

Rye			
week	2020/21	2021/22	2022/23
1	0	2,504	0
2	0	11,290	66
3	0	19,382	132
4	2	21,461	1,754
5	2	21,881	1,754
6	2	23,302	
7	2	27,394	
8	2	28,393	
9	2	28,669	
10	2	30,732	
11	2	32,614	
12	2	34,909	
13	2	40,888	
14	2	47,866	
15	2	52,643	
16	2	58,592	
17	8	63,282	
18	8	70,013	
19	8	72,942	
20	8	74,729	
21	8	88,295	
22	9	90,280	
23	9	90,618	
24	9	93,989	
25	10	99,065	
26	10	99,618	
27	10	102,666	
28	10	104,987	
29	10	138,207	
30	10	162,466	
31	10	164,541	
32	10	189,582	
33	10	191,345	
34	387	192,546	
35	1,031	196,701	
36	1,031	204,957	
37	1,308	213,298	
38	4,414	216,998	
39	5,094	217,131	
40	9,061	217,510	
41	9,061	222,544	
42	10,486	222,760	
43	13,391	223,329	
44	16,355	223,396	
45	16,355	225,471	
46	21,246	226,279	
47	21,834	226,990	
48	22,332	227,078	
49	34,693	227,240	
50	58,564	227,328	
51	71,186	258,622	
52	80,689	258,666	
53	86,288	258,890	

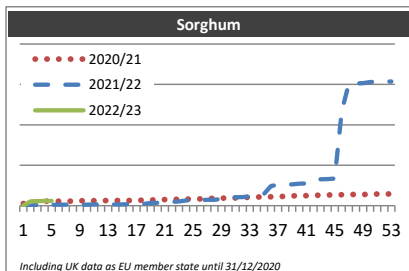
Oats			
week	2020/21	2021/22	2022/23
1	0	135	3,086
2	88	331	6,936
3	110	415	10,326
4	154	506	17,039
5	176	788	19,861
6	198	876	
7	220	1,007	
8	243	1,066	
9	337	1,211	
10	404	1,269	
11	492	1,400	
12	492	1,694	
13	541	1,943	
14	637	3,480	
15	744	3,792	
16	821	4,205	
17	958	4,562	
18	1,002	4,863	
19	1,073	5,186	
20	1,125	5,426	
21	1,169	12,534	
22	1,237	12,839	
23	1,242	13,267	
24	1,330	13,422	
25	1,379	13,670	
26	1,423	13,751	
27	1,423	17,234	
28	1,895	17,470	
29	2,404	19,754	
30	2,524	20,099	
31	2,584	23,285	
32	3,035	32,477	
33	3,580	39,626	
34	4,190	42,658	
35	4,526	49,181	
36	5,112	54,576	
37	8,800	63,029	
38	8,999	75,334	
39	12,024	75,578	
40	12,468	79,263	
41	12,815	82,129	
42	13,165	88,895	
43	13,518	95,389	
44	13,909	104,305	
45	14,313	110,136	
46	14,641	121,209	
47	17,770	121,415	
48	18,370	124,020	
49	18,918	131,080	
50	19,297	134,615	
51	19,614	141,408	
52	19,966	144,459	
53	20,046	146,376	

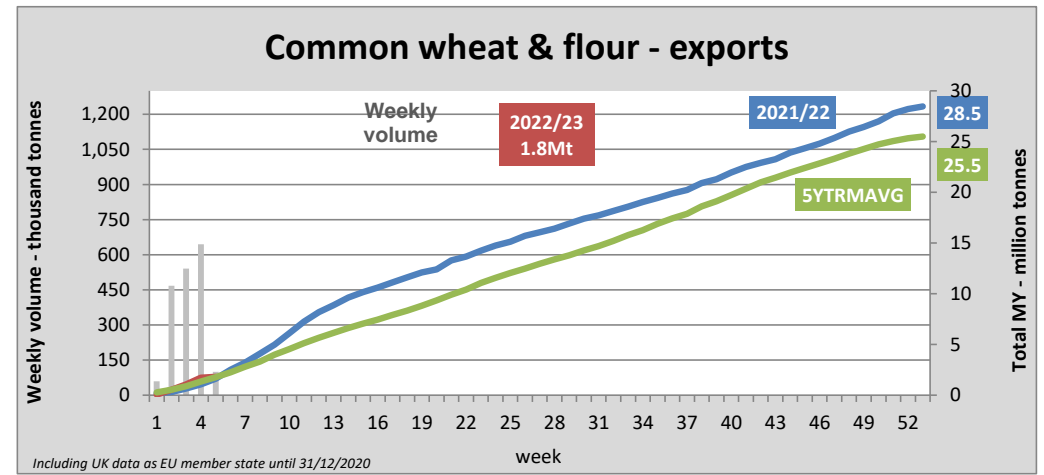
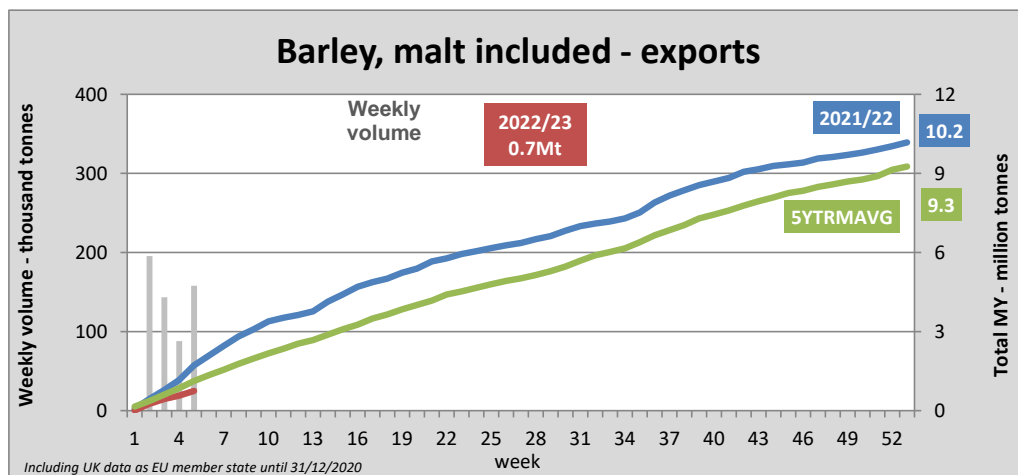
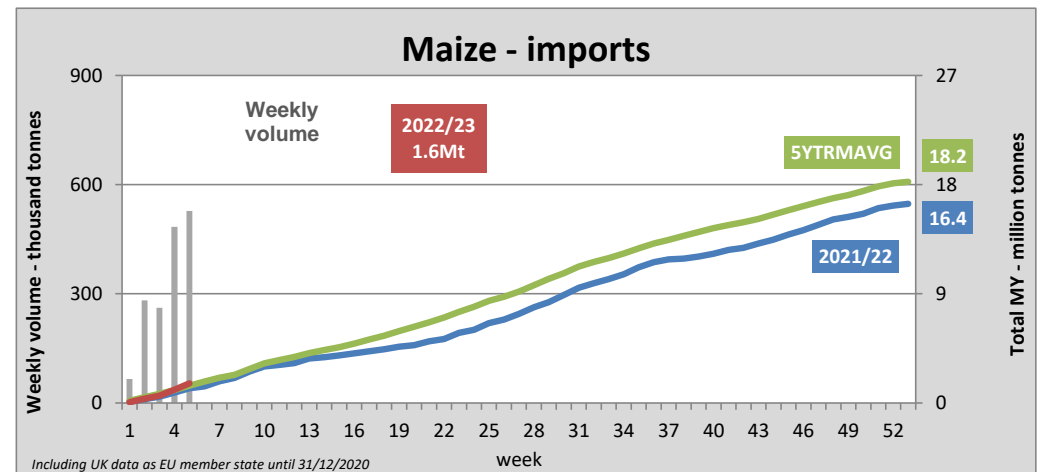
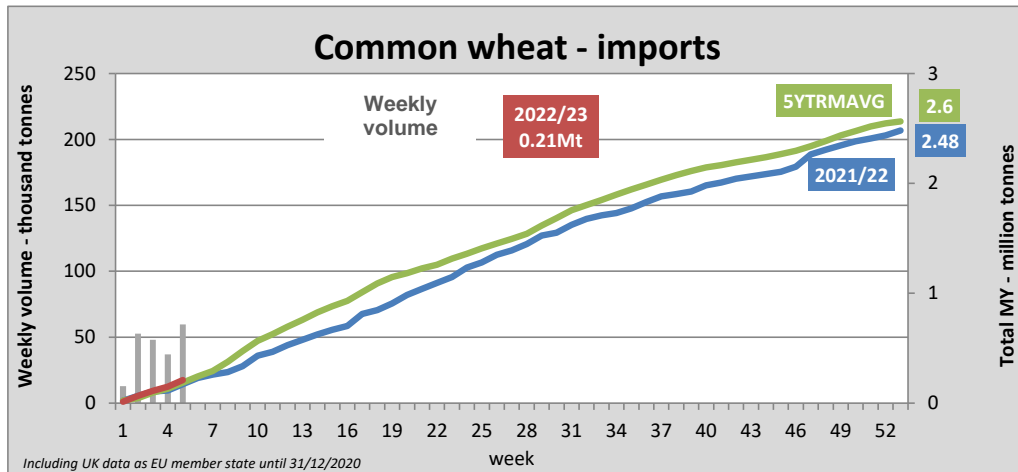


Week 1 to 5 from 01/07/2022 to 31/07/2022

(tonnes)

Sorghum			
week	2020/21	2021/22	2022/23
1	2,653	86	112
2	2,727	218	5,322
3	5,479	820	5,590
4	5,531	1,044	5,777
5	5,627	1,126	5,892
6	5,695	1,188	
7	5,697	1,210	
8	5,721	1,235	
9	6,172	1,361	
10	6,174	1,447	
11	6,243	1,497	
12	6,269	1,498	
13	6,364	1,545	
14	6,387	1,560	
15	6,409	1,724	
16	6,539	1,767	
17	6,629	2,035	
18	6,835	2,214	
19	6,966	3,274	
20	7,168	3,671	
21	7,623	4,117	
22	7,789	4,606	
23	7,926	5,421	
24	8,125	6,310	
25	8,282	6,862	
26	8,461	7,061	
27	8,818	7,198	
28	9,200	7,418	
29	9,365	8,477	
30	9,526	9,907	
31	9,658	10,555	
32	10,077	10,840	
33	10,505	11,369	
34	10,799	14,173	
35	10,903	14,398	
36	11,083	24,384	
37	11,333	25,854	
38	11,618	26,066	
39	12,022	26,534	
40	12,297	27,248	
41	12,411	27,495	
42	12,799	31,982	
43	13,110	32,553	
44	13,327	32,965	
45	13,403	33,397	
46	13,528	117,456	
47	13,750	151,126	
48	13,864	151,346	
49	13,985	151,401	
50	14,117	153,087	
51	14,337	153,209	
52	14,535	153,481	
53	14,602	153,622	





Calendar of Marketing Year weeks

Week	2020/21		2021/22		2022/23	
	Start	End	Start	End	Start	End
1	01/07/2020	05/07/2020	01/07/2021	04/07/2021	01/07/2022	03/07/2022
2	06/07/2020	12/07/2020	05/07/2021	11/07/2021	04/07/2022	10/07/2022
3	13/07/2020	19/07/2020	12/07/2021	18/07/2021	11/07/2022	17/07/2022
4	20/07/2020	26/07/2020	19/07/2021	25/07/2021	18/07/2022	24/07/2022
5	27/07/2020	02/08/2020	26/07/2021	01/08/2021	25/07/2022	31/07/2022
6	03/08/2020	09/08/2020	02/08/2021	08/08/2021	01/08/2022	07/08/2022
7	10/08/2020	16/08/2020	09/08/2021	15/08/2021	08/08/2022	14/08/2022
8	17/08/2020	23/08/2020	16/08/2021	22/08/2021	15/08/2022	21/08/2022
9	24/08/2020	30/08/2020	23/08/2021	29/08/2021	22/08/2022	28/08/2022
10	31/08/2020	06/09/2020	30/08/2021	05/09/2021	29/08/2022	04/09/2022
11	07/09/2020	13/09/2020	06/09/2021	12/09/2021	05/09/2022	11/09/2022
12	14/09/2020	20/09/2020	13/09/2021	19/09/2021	12/09/2022	18/09/2022
13	21/09/2020	27/09/2020	20/09/2021	26/09/2021	19/09/2022	25/09/2022
14	28/09/2020	04/10/2020	27/09/2021	03/10/2021	26/09/2022	02/10/2022
15	05/10/2020	11/10/2020	04/10/2021	10/10/2021	03/10/2022	09/10/2022
16	12/10/2020	18/10/2020	11/10/2021	17/10/2021	10/10/2022	16/10/2022
17	19/10/2020	25/10/2020	18/10/2021	24/10/2021	17/10/2022	23/10/2022
18	26/10/2020	01/11/2020	25/10/2021	31/10/2021	24/10/2022	30/10/2022
19	02/11/2020	08/11/2020	01/11/2021	07/11/2021	31/10/2022	06/11/2022
20	09/11/2020	15/11/2020	08/11/2021	14/11/2021	07/11/2022	13/11/2022
21	16/11/2020	22/11/2020	15/11/2021	21/11/2021	14/11/2022	20/11/2022
22	23/11/2020	29/11/2020	22/11/2021	28/11/2021	21/11/2022	27/11/2022
23	30/11/2020	06/12/2020	29/11/2021	05/12/2021	28/11/2022	04/12/2022
24	07/12/2020	13/12/2020	06/12/2021	12/12/2021	05/12/2022	11/12/2022
25	14/12/2020	20/12/2020	13/12/2021	19/12/2021	12/12/2022	18/12/2022
26	21/12/2020	27/12/2020	20/12/2021	26/12/2021	19/12/2022	25/12/2022
27	28/12/2020	03/01/2021	27/12/2021	02/01/2022	26/12/2022	01/01/2023
28	04/01/2021	10/01/2021	03/01/2022	09/01/2022	02/01/2023	08/01/2023
29	11/01/2021	17/01/2021	10/01/2022	16/01/2022	09/01/2023	15/01/2023
30	18/01/2021	24/01/2021	17/01/2022	23/01/2022	16/01/2023	22/01/2023
31	25/01/2021	31/01/2021	24/01/2022	30/01/2022	23/01/2023	29/01/2023
32	01/02/2021	07/02/2021	31/01/2022	06/02/2022	30/01/2023	05/02/2023
33	08/02/2021	14/02/2021	07/02/2022	13/02/2022	06/02/2023	12/02/2023
34	15/02/2021	21/02/2021	14/02/2022	20/02/2022	13/02/2023	19/02/2023
35	22/02/2021	28/02/2021	21/02/2022	27/02/2022	20/02/2023	26/02/2023
36	01/03/2021	07/03/2021	28/02/2022	06/03/2022	27/02/2023	05/03/2023
37	08/03/2021	14/03/2021	07/03/2022	13/03/2022	06/03/2023	12/03/2023
38	15/03/2021	21/03/2021	14/03/2022	20/03/2022	13/03/2023	19/03/2023
39	22/03/2021	28/03/2021	21/03/2022	27/03/2022	20/03/2023	26/03/2023
40	29/03/2021	04/04/2021	28/03/2022	03/04/2022	27/03/2023	02/04/2023
41	05/04/2021	11/04/2021	04/04/2022	10/04/2022	03/04/2023	09/04/2023
42	12/04/2021	18/04/2021	11/04/2022	17/04/2022	10/04/2023	16/04/2023
43	19/04/2021	25/04/2021	18/04/2022	24/04/2022	17/04/2023	23/04/2023
44	26/04/2021	02/05/2021	25/04/2022	01/05/2022	24/04/2023	30/04/2023
45	03/05/2021	09/05/2021	02/05/2022	08/05/2022	01/05/2023	07/05/2023
46	10/05/2021	16/05/2021	09/05/2022	15/05/2022	08/05/2023	14/05/2023
47	17/05/2021	23/05/2021	16/05/2022	22/05/2022	15/05/2023	21/05/2023
48	24/05/2021	30/05/2021	23/05/2022	29/05/2022	22/05/2023	28/05/2023
49	31/05/2021	06/06/2021	30/05/2022	05/06/2022	29/05/2023	04/06/2023
50	07/06/2021	13/06/2021	06/06/2022	12/06/2022	05/06/2023	11/06/2023
51	14/06/2021	20/06/2021	13/06/2022	19/06/2022	12/06/2023	18/06/2023
52	21/06/2021	27/06/2021	20/06/2022	26/06/2022	19/06/2023	25/06/2023
53	28/06/2021	30/06/2021	27/06/2022	30/06/2022	26/06/2023	30/06/2023